

# BL GLOBAL 50 B EUR Acc



## Fund Characteristics

AUM	€ 383.62 Mln
Fund Launch date	28/10/1993
Share Class Launch Date	28/10/1993
ISIN	LU0048292808
Reference currency	EUR
Legal structure	UCIT
Domicile	LU
European Passport	Yes
Countries of registration	AT, BE, CH, DE, DK, ES, FI, FR, GB, IT, LU, NL, NO, PT, SE, SG
Risk Indicator (SRI)	3
SFDR Classification	8

## Reference Index

Lipper Global Mixed Asset EUR Bal - Global

## Fund Manager

## Deputy

Joël Reuland      Maxime Hoss



## Management Company

BLI - Banque de Luxembourg Investments  
16, Boulevard Royal  
L-2449 Luxembourg  
Tel: (+352) 26 26 99 - 1  
www.bli.lu

## Dealing & Administrator Details

UI efa S.A.  
Telephone +352 48 48 80 582  
Fax +352 48 65 61 8002  
Dealing frequency daily<sup>1</sup>  
Cut-off-time 17:00 CET  
Front-load fee max. 5%  
Redemption fee none  
NAV calculation daily<sup>1</sup>  
NAV publication www.fundinfo.com

<sup>1</sup> Luxembourg banking business day

## Investment Objective

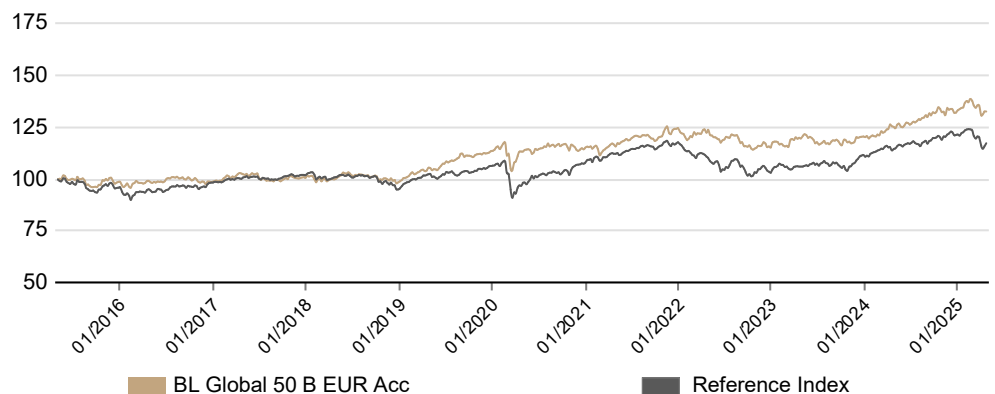
The objective of this mixed fund is to generate a positive return over the medium term with moderate volatility. The fund has a global investment universe of equities, bonds and money market instruments; exposure to precious metals is also possible through ETCs (Exchange Traded Commodities). The allocation to equities varies between 30% and 70% with a neutral allocation set at 50%. A minimum of 5% of the fund's assets will be invested in sustainable assets. The fund aims to preserve capital over the long term and to reduce the downside probability during equity market corrections.

## Key Facts

- An active, conviction-based approach oriented towards generating an attractive risk-adjusted return over the long term;
- Allocation to different asset classes, according to their risk-return characteristics:
  - Equities as the main performance driver;
  - Sovereign bonds as protection for the portfolio;
  - Precious metals (via ETCs) to protect against systemic risk.
- Equity allocation between 30% and 70%;
- Investments in equities according to strict quality and valuation criteria;
- Non-benchmarked management resulting in significant deviations from the initial investment universe;
- Particular attention paid to reducing downside risk;
- Low turnover

## Fund Performance

Past performance does not predict future returns. References to a market index or peergroup are made for comparison purposes only; the market index or peergroup are not mentioned in the investment policy of the sub-fund. Investors are also invited to consult the performance chart disclosed in the key information document of the shareclass.



## Yearly Performance

	YTD	2024	2023	2022	2021	2020
B EUR Acc	1.3%	9.6%	4.5%	-7.3%	8.1%	2.1%
Reference Index	-2.6%	8.5%	8.2%	-12.4%	9.0%	1.8%

## Cumulative Performance

	1 Month	1 year	3 years	5 years	10 years	Since launch
B EUR Acc	-1.3%	7.5%	8.2%	18.2%	34.1%	274.5%
Reference Index	-1.3%	3.1%	7.1%	20.1%	18.2%	172.0%

## Annualized Performance

	1 year	3 years	5 years	10 years	Since launch
B EUR Acc	7.5%	2.7%	3.4%	3.0%	4.3%
Reference Index	3.1%	2.3%	3.7%	1.7%	3.2%

## Annualized Volatility

	1 year	3 years	5 years	10 years	Since launch
B EUR Acc	7.2%	6.3%	6.0%	6.2%	7.0%
Reference Index	7.2%	6.5%	5.9%	6.4%	6.4%

# BL GLOBAL 50

B EUR Acc



### Top Holdings Equity Portfolio

Unilever	2.7%
Roche Holding	2.3%
Nestle	2.0%
Reckitt Benckiser Group	2.0%
Agnico Eagle Mines	1.7%
Novartis	1.7%
TSMC	1.3%
Microsoft	1.3%
Alphabet	1.2%
SGS	0.9%

# holdings equity portfolio **61**

### Top Holdings Bond Portfolio

Deutschland ILB 15-04-30	5.1%
Bundesrepub. Deutschland 0,5%	3.3%
Bundesrepub. Deutschland 0.5%	3.3%
Deutschland 0% 15-08-26	2.6%
Deutschland 0,25% 15-02-27	2.5%

# holdings bond portfolio **10**

### Bond Portfolio Technicals

Modified duration	2.3
Average maturity	3.3 years
Yield to maturity	1.3%

### New investments

	Equity	Bonds
Deutschland Rep Dbr 0		✓

### Investments sold

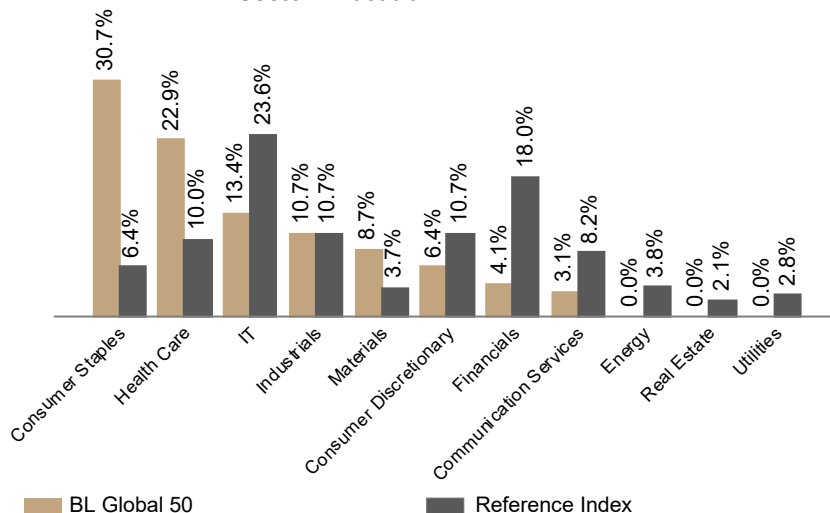
	Equity	Bonds
Deutschland 0% 11-04-25		✓
Verisk Analytics	✓	

Currency	before hedging	after hedging
EUR	45.8%	45.8%
USD	28.4%	28.4%
JPY	9.2%	9.2%
CHF	8.3%	8.3%
CAD	2.8%	2.8%
Other	5.5%	5.5%

### Asset Allocation

Equity	Strategic Allocation	Gross	Hedging	Net
Europe		17.5%		20.1%
North America		20.0%		12.8%
Japan		5.0%		3.0%
Asia		6.0%		1.9%
Latin America		1.5%		
<b>Total</b>	<b>50.0%</b>	<b>37.9%</b>	<b>0.0%</b>	<b>37.9%</b>
<b>Bonds</b>				
Europe	40.0%	26.2%		
North America	0.0%			
Emerging Markets	5.0%			
Asia	0.0%			
<b>Total</b>	<b>45.0%</b>	<b>26.2%</b>		
<b>Precious Metals</b>	<b>0.0%</b>	<b>23.1%</b>		
<b>Cash</b>	<b>5.0%</b>	<b>12.8%</b>		
<b>Total</b>	<b>100.0%</b>	<b>100.0%</b>		

### Sector Allocation



## BL GLOBAL 50

## B EUR Acc

The Trump administration's announcement in early April of much higher-than-expected tariffs has created a widespread climate of uncertainty that is likely to impact global economic growth in the months ahead. As a result, the statistics published for the first quarter are hardly representative of future trends, as most consumers and businesses acted in anticipation of the tariff announcement, leading to major distortions. In the United States, GDP fell by 0.3% annualized, due to a sharp increase in the trade deficit caused by soaring imports. Although growth in domestic consumption moderated, it remained firm, rising by 1.8%. In the Eurozone, GDP grew by 0.4%, double expectations, marking the fifth consecutive quarter of growth. However, surveys of European business leaders suggest that US tariffs will have a negative impact on business over the coming months. In China, GDP grew at an annual rate of 5.4%, thanks to an acceleration in exports prior to the introduction of the tariffs. Government authorities plan to mitigate the negative effects of the US tariff policy with additional fiscal stimulus measures. In Japan, tariff barriers are reducing the growth potential of the country's export-intensive economy.

Although the downward trend in US inflation continued in March, it could be reversed in the coming months by price increases resulting from tariffs. Overall inflation fell from 2.8% in February to 2.4% in March, while inflation excluding energy and food dropped from 3.1% to 2.8%. The personal consumption expenditure core price index, the Federal Reserve's preferred price indicator, fell from 3.0% to 2.6%. In the Eurozone, inflation is trading water. In April, the headline inflation rate remained unchanged at 2.2%. However, inflation excluding energy and food rose from 2.4% to 2.7%.

The US Federal Reserve did not hold a meeting in April. In a speech in Chicago, Chairman Jerome Powell maintained his preference for a wait-and-see approach following the announcement of the tariffs, in order to better assess their impact on inflation and economic growth. In the eurozone, the European Central Bank cut its deposit rate by a further 25 basis points to 2.25%. The negative impact of US tariffs on European growth, the rising euro and low oil prices could prompt monetary authorities to lower their key rates again at their next meeting in June.

In April, US government bond yields proved volatile, falling just after the announcement of the tariffs, then rising again as investors questioned the ultimate safe-haven status of US Treasuries in light of the new US administration's threatening practices towards trading partners. The subsequent announcement that most tariffs would be suspended for 90 days again led to an easing in long-term yields, which ended the month virtually unchanged. In the eurozone, bond yields eased due to the unfavorable impact of US tariffs on economic growth on the old continent. The benchmark 10-year rate fell from 4.21% to 4.16% in the US, from 2.74% to 2.44% in Germany, from 3.45% to 3.17% in France, from 3.87% to 3.56% in Italy and from 3.37% to 3.11% in Spain. Since the beginning of the year, the JP Morgan EMU Government Bond Index has gained 0.7%. At the end of April, the average yield to maturity in the bond portfolio was 1.9% (2.6% for the benchmark) and the modified duration was 2.9 (7.3 for the benchmark).

Although stock markets were very volatile during April, they ended the month at levels almost unchanged from those at the end of March. Donald Trump's about-face, announcing tariffs on Liberation Day, April 2, only to suspend them for 3 months a few days later, explains the ups and downs in stock prices. The 4.1% decline in the MSCI All Country World Index Net Total Return, expressed in euros, was almost entirely due to the fall in the dollar. In local currency terms, the main stock market indices fell only slightly. The S&P 500 in the USA fell by 0.8% (in USD) and the STOXX Europe 600 by 1.2% (in EUR), while Japan's Topix rose by 0.3% (in JPY) and the MSCI Emerging Markets index by 1.0% (in USD). In terms of sectors, consumer staples, utilities and industrials fell the least, while energy, healthcare and consumer discretionary posted the most notable declines.

In April, the euro continued its rebound against the dollar, rising from 1.08 to 1.13. During the month, the euro-dollar exchange rate even reached 1.15, a new high since November 2021. The excessive use by the United States of its economic, financial and military power to put pressure on its trading partners seems to be jeopardizing the US dollar's status as the ultimate safe-haven currency. At the same time, the price of an ounce of gold continued to rise, even temporarily touching the 3,500 USD mark. Over the month as a whole, the price of an ounce of gold rose from 3124 USD to 3289 USD, an increase of 5.3%. The price of an ounce of silver, on the other hand, fell by 4.3% from 34.1 to 32.6 USD.

Despite the temporary weakness experienced by stock markets during the month, the portfolio's equity weighting was not increased. Apart from the fact that the weakness was very short-lived, and that valuations remained unattractive for many stocks even at the bottom of the stock market correction, the rise in long-term interest rates in the US is a particularly irritating new development. Unlike past stock market corrections, US Treasuries have failed to play the role of ultimate safe-haven this time around, which was probably the main reason for Donald Trump's about-face when he decided to suspend most tariffs for 3 months just a few days after proclaiming them. A possible uncontrolled rise in long-term interest rates would be particularly worrying because such a development would imply a major deflationary shock for the economy, the scale of which would depend on the Federal Reserve's ability to contain the rise in long-term rates. In the worst-case scenario, a crisis at least as deep as that triggered by the Lehman bankruptcy could develop. Although the probability of such a scenario is relatively low at present, Donald Trump's reaction shows how important it is for long-term interest rates to remain at a controlled level, otherwise the stability of the economic environment and financial markets would be threatened.

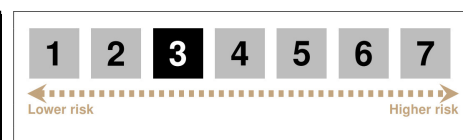
In this new environment, characterized by the questioning of US government bonds as the ultimate safe-haven asset, we have not increased equity risk within the portfolio. We continued to base our management decisions on the valuation levels of individual companies. Following this logic, we sold Verisk Analytics and reduced SAP, Air Liquide and Apple, whose share prices far exceed our estimates of their intrinsic value, as well as Microsoft given its high weighting. Half of these operations were carried out at the very beginning of the month, the remainder during the session of April 10, after the first market rebound. The reduction in the portfolio's equity exposure compared with the situation at the end of March is also the result of the dollar's weakness, which de facto reduces the weighting of US equities. In addition, liquidity was lowered by increasing the weighting of German government bonds maturing in 2027, 2028, 2029 and 2030.

# BL GLOBAL 50 B EUR Acc



Investor Type	Clean Share	Share class	Curr.	Income	Mgmt Fees	On-going charges	ISIN	Bloomberg Ticker
Institutional	No	BI	EUR	Acc	0.60%	0.76%	LU0495653056	BLGL50I LX
Retail	No	A	EUR	Dis	1.25%	1.45%	LU0048292634	BLG4716 LX
Retail	Yes	AM	EUR	Dis	0.85%	1.11%	LU1484140170	BLG50AM LX
Retail	No	B	EUR	Acc	1.25%	1.46%	LU0048292808	BLG4715 LX
Retail	Yes	BM	EUR	Acc	0.85%	1.09%	LU1484140253	BLG50BM LX

Opportunities	Risks
<ul style="list-style-type: none"> <li>Balanced risk profile (equity market allocation between 30% and 70%) with a structurally prudent bias;</li> <li>Allocation across different asset classes according to their risk-return features: global equities, sovereign bonds, precious metals, and cash;</li> <li>Active, bottom-up, conviction-driven investment approach geared towards the long term;</li> <li>Emphasis on high-quality growth companies and valuation;</li> <li>Close attention paid to reducing downside risk.</li> </ul>	<ul style="list-style-type: none"> <li>Currency risk. The Fund's currency may differ from your reference currency, in which case the final return will depend on the exchange rate between the two currencies. This risk is not taken into account in the indicators shown above;</li> <li>The sub-fund is also exposed to the following major risks, which are not included in the summary risk indicator: <b>China Connect risk, Emerging Markets risk;</b></li> <li>As product provides <b>no protection against market fluctuations</b>, you could lose your entire investment.</li> </ul>



The risk indicator assumes you keep the product for 10 years. The actual risk can vary significantly if you cash in at an early stage and you may get back less.

# BL GLOBAL 50

## B EUR Acc

**BLI** BANQUE DE  
LUXEMBOURG  
INVESTMENTS

This document has been drawn up by BLI - Banque de Luxembourg Investments ("BLI") and is intended **solely for professional investors**. It refers directly or indirectly to one or more financial products (the "**Financial Product**") and constitutes a **marketing communication** within the meaning of Regulation (EU) 2019/1156 of 20 June 2019 on facilitating cross-border distribution of collective investment undertakings.

The economic, financial and non-financial information contained in this document (the "**Information**") is provided on the basis of the information known at the date of publication and is subject to change without notice. The Information originates (in whole or in part) from sources external to BLI or is based on such sources. BLI believes it has taken reasonable measures to ensure that the Information is accurate and up-to-date as of the date of this document. However, BLI cannot guarantee the accuracy and/or timeliness of the Information.

**The Information does not constitute investment advice, an invitation to invest in the Financial Product, or legal or tax advice.**

All recipients of this document should be aware that:

- *All investments in the Financial Product entail specific risks, which are detailed in the issue document and in the Key Information Document of the Financial Product.*
- *The past performance of the Financial Product is no guarantee of its future performance. The value of the Financial Product and the income derived from it may rise or fall and investors may not recover their initial investment.*
- *Any performance data presented in this document does not take into account any commissions, fees or taxes incurred in connection with the subscription or redemption of units in the Financial Product.*
- *The Financial Product is not managed by reference to a benchmark index.*

In general, BLI assumes no responsibility for the future performance of any Financial Product. BLI cannot be held liable for any decisions that a recipient of this document may or may not make on the basis of the Information. Individuals interested in investing in a Financial Product must ensure the suitability of such an investment for their personal situation and seek independent advice, if needed or in case of doubt. They must also consider the characteristics and objectives of the Financial Product, in particular where reference is made to sustainability-related aspects in accordance with Regulation (EU) 2019/2088 of the European Parliament and of the Council of 27 November 2019 on sustainability-related disclosures in the financial services sector. This Information is available on BLI's website at [www.bli.lu](http://www.bli.lu).

Investment in the Financial Product may only be made on the basis of the issue document, the Key Information Document and the most recent annual report or semi-annual report of the Financial Product; these documents are in each case in the version in force at the time the investment decision is made (the "**Documents**"). The Documents are available free of charge upon request by post addressed to BLI – Banque de Luxembourg Investments, 16, boulevard Royal, L-2449 Luxembourg or by e-mail addressed to [info@bli.lu](mailto:info@bli.lu). BLI can also indicate the languages in which each Document is available.

Individuals interested in investing in the Financial Product are informed that a summary of their investor rights is available on BLI's website at:

<https://www.banquedeluxembourginvestments.com/en/bank/bli/legal-information>

Finally, BLI wishes to emphasise that it may decide at any time to cease marketing the Financial Product, subject to compliance with the applicable legal and regulatory provisions.

This document may not be reproduced, in whole or in part, without the prior written consent of BLI.

BLI - Banque de Luxembourg Investments, a management company approved by the *Commission de Surveillance du Secteur Financier Luxembourg (CSSF)*  
16, boulevard Royal  
L-2449 Luxembourg  
RCS number: B80479.

Specific Information concerning MSCI Data:

All MSCI data is provided "as is". Neither MSCI nor any other party involved in or related to compiling, computing or creating the MSCI data makes any express or implied warranties or representations with respect to such data (or the result to be obtained by the use thereof) and all such parties hereby expressly disclaim all warranties of originality, accuracy, completeness, merchantability or fitness for a particular purpose with respect to any such data. Without limiting any of the foregoing, in no event shall MSCI, any of its affiliates or any third party involved in or related to compiling, computing or creating the data have any liability for any direct, indirect, special punitive, consequential or any other damages (including lost profits) even if notified of the possibility of such damages. No further distribution or dissemination of the MSCI data is permitted without MSCI's express written consent.

Specific Information concerning GICS Data:

The Global Industry Classification Standard ("GICS") was developed by and is the exclusive property and a service mark of MSCI Inc. ("MSCI") and Standard and Poor's, a division of The McGraw-Hill Companies, Inc. ("S&P") and is licensed to use by Banque de Luxembourg S.A.. Neither MSCI, S&P nor any third party involved in making or compiling the GICS or any GICS classifications makes any express or implied warranties or representations with respect to such standard or classification (or the results to be obtained by the use thereof), and all such parties hereby expressly disclaim all warranties of originality, accuracy, completeness, merchantability and fitness for a particular purpose with respect to any of such standard or classification. Without limiting any of the foregoing, in no event shall MSCI, S&P, any of their affiliates or any third party involved in making or compiling the GICS or any GICS classification have any liability for any direct, indirect, special, punitive, consequential or any other damages (including lost profits) even if noticed of the possibility of such damages.

Specific Information for Switzerland:

Legal documentation of the fund may be obtained, free of charge, at the offices of the Swiss representative, CACEIS (Switzerland) S.A., 7-9, Chemin de Précossy, CH-1260 Nyon, Switzerland, in accordance with the provisions of the Swiss Collective Investment Schemes Act of 23 June 2006 ("CISA"). The SICAV has appointed Banque CIC (Suisse) SA, Marktplatz 13, CH-4001 Bâle, Switzerland to act as paying agent for Switzerland. The present document may be distributed to Swiss qualified investors.

Specific Information for France:

The present document may be distributed to French professional investors.